

Sounds Right!

Patricia Oliver

LEVEL

C

Student Book



Sounds Right!

Patricia Oliver

LEVEL

C

Student Book



Catalogue Publication Data

Sounds Right! Level C. Student Book

Author: Patricia Pilar Oliver Duarte

Pearson Educación de México, S.A. de C.V., 2021

ISBN: 978-607-32-5446-5

Area: Schools

Format: 21 × 27 cm

Page count: 176

Product Vice President: Juliano De Melo ■ **ELT Director:** Marjorie Robles ■ **Product Manager:** Anita Heald ■ **Product Developer:** Hened Manzur ■ **Content Development:** Susana Moreno ■ **Content Support:** Belkis Maldonado ■ **Proofreading:** Lenore Cohen ■ **Art and Design Coordinator:** Juan Manuel Santamaria ■ **Layout:** Berenice Gómez ■ **Interior Design:** Berenice Hinojosa ■ **Cover Design:** Eleazar Maldonado / Factor02 ■ **Cover Illustrations:** Eleazar Maldonado / Factor02, Shutterstock ■ **Illustrations:** Samantha García Ríos, Alma Julieta Nuñez Cruz, Sheila Meissi López Cabeza de Vaca, Leticia Morales Gutiérrez, José de Santiago Torices Montero, Carolina Tovar González ■ **Photo Research:** Eva Ibarra ■ **Photo Credits:** Pearson Asset Library (PAL), Shutterstock

Contact: soporte@pearson.com

This adaptation is published by arrangement with Pearson Education Limited

Every effort has been made to trace the copyright holders and we apologize in advance for any unintentional omissions. We would be pleased to insert the appropriate acknowledgment in any subsequent edition of this publication.

© Pearson Educación de México, S.A. de C.V.

First published, 2021

ISBN PRINT BOOK: 978-607-32-5446-5

ISBN E-BOOK: 978-607-32-5447-2

Impreso en México. *Printed in Mexico.*

1 2 3 4 5 6 7 8 9 0 - 24 23 22 21

D.R. © 2021 por Pearson Educación de México, S.A. de C.V.

Avenida Antonio Dovalí Jaime #70

Torre B, Piso 6, Colonia Zedec Ed. Plaza Santa Fe

Delegación Álvaro Obregón, México, Ciudad de México, C. P. 01210

www.PearsonELT.com



All rights reserved. No part of this publication may be reproduced, stored in a retrieval system, or transmitted in any form or by any means, electronic, mechanical, photocopying, recording, or otherwise, without the prior permission of the publisher.

Pearson Hispanoamérica

Argentina ■ Belice ■ Bolivia ■ Chile ■ Colombia ■ Costa Rica ■ Cuba ■ República Dominicana ■ Ecuador ■ El Salvador ■ Guatemala ■ Honduras ■ México ■ Nicaragua ■ Panamá ■ Paraguay ■ Perú ■ Uruguay ■ Venezuela



Dear Student,

Welcome to **Sounds Right!**



Sounds Right! is precisely what any student needs in order to succeed at one of the most challenging tasks a student of English faces: pronunciation. Once you understand the relationships between sounds and letters, you will be able to decode, read words, understand difficult words, and much more. The end goal is, of course, to become a great reader, writer, and, in general, an outstanding user of the English language.

Sounds Right! has a variety of interesting topics that will stimulate your imagination. You will find decoding and word study strategies that you can use in all your subjects.

Your knowledge of phonics and word study will help you be successful as a reader and writer and will support you in your academic and work life.

Sounds Right! is just Right for you!

Warmly,

Ricardo Hernández Gómez

*ELT-School Learning Services
Manager & Master Trainer*



Contents



Unit 1

Consonants

Week 1	6
Week 2	11
Week 3	16
Week 4	21
Assessment	25

Unit 3

Compound words; blends; y, r-controlled vowels

Week 1	46
Week 2	51
Week 3	56
Week 4	61
Assessment	65

Unit 2

Short and long vowels

Week 1	26
Week 2	31
Week 3	36
Week 4	41
Assessment	45

Unit 4

Contractions; plurals; inflectional endings; suffixes; syllables

Week 1	66
Week 2	71
Week 3	76
Week 4	81
Assessment	85






Unit 5

Vowel teams; digraphs; diphthongs

Week 1	86
Week 2	91
Week 3	96
Week 4	101
Assessment	105



Unit 7

Synonyms; antonyms; homophones;
homographs; dictionary; guide words

Week 1	126
Week 2	131
Week 3	136
Week 4	141
Assessment	145



Unit 6

Prefixes; base words; suffixes; syllables

Week 1	106
Week 2	111
Week 3	116
Week 4	121
Assessment	125



Unit 8

Review

Week 1	146
Week 2	151
Week 3	156
Week 4	161
Assessment	165

Pronunciation Key 166

Rules 167

Audio Scripts 171



Vocabulary

Week 1 The sound of **p /p/**, **t /t/**, **c/k /k/**: kangaroo, park, plane, tail, teddy bear, train
The sound of **h /h/**: half, hamburger, hard, headache, hot, hundred

Week 2 The sound of **z /z/** and initial **s /s/**: lazy, lizard, sail, sea, zebra, zigzag The sound of **f** and **ph /f/**: dolphin, elephant, fork, frog, phone, photograph The sound of **w /w/**: swim, walk, water, watermelon, winter, world

Week 3 The sound of hard **c /k/** and soft **c /s/**: camel, canary, cereal, comb, cub, lettuce The sound of hard **g /g/** and soft **g /dʒ/**: garbage truck, gem, gingerbread cookie, grapes, hungry, secret agent

Week 4 Review the sounds of **p /p/**, **t /t/**, **c/k /k/**, **h /h/**, **z /z/** and initial **s /s/**, **f** and **ph /f/**, **w /w/**, hard **c /k/** and soft **c /s/**, hard **g /g/** and soft **g /dʒ/**

Rule

If letters **p**, **t**, or **c/k** come at the beginning of a word, say them by letting a puff of air out of your mouth.

Use a sheet of paper to practice saying the highlighted words. Did the paper move?

- 1 Listen to the poem and follow along. 



Around the World

Tina travels by **train**.
On the seat next to her,
Her two **kangaroos**
Look outside at the rain.

Cary travels by car.
On the seat next to him,
His **teddy bear** Penny
Wants to go to the **park**.


Patty travels by **plane**.
On the seat next to her,
His little cat Kiki
Likes to play with her **tail**.






- 2 Match the pictures to the poem. Write 1 for Tina, 2 for Cary, and 3 for Patty.

- 3 Answer the questions.

a What do the kangaroos do?
b What does Penny want to do?

- 4 Listen and say the words. Which letters are at the beginning? Write them down. 



- 5 Read the Rule box. Then look for other words in the poem that should be said with a puff of air.

.....

1 Match the words to the pictures.



tail



park

teddy bear



train



kangaroo



plane

2 Review the rule on page 6. Read the sentences below and circle the words that should be pronounced with a puff of air.

a Tina is in a plane with her two kangaroos.

☐

b Cary is in a car with his teddy bear.

☐

c Patty is in a plane with her cat Kiki.

☐

3 Cross out (X) the false sentence in Activity 2. Read it in pairs.

4 Listen to your teacher. Check (✓) the words in which you hear a puff of air.

a let

☐

b cake

☐

c pan

☐

d put

☐

e pat

☐

f ask

☐

g hop

☐

h taco

☐

5 Read the tongue twister aloud in pairs. Then create another tongue twister with sounds *p*, *t*, or *c/k* in your notebook.

Tommy has ten teddy bears with very long tails.

Rule

To say letter *h*, you also have to let a puff of air out.

Can you find more English words with *h* in the text?

.....

.....

Read all *h* words with a partner.

Did you say them with a puff of air?

Reflect

Think about letter *h* in your language. Is it pronounced the same way? Analyze and discuss with a partner.

1 Listen and follow along.

Food Around the World


Different countries have different foods. For example, in Mexico, they eat chili peppers. They are really **hot**! In the Middle East, they eat hummus. It is made with chickpeas and it's really yummy!

Hot dogs and **hamburgers** are all over the world. Do you like them? Can you eat **half** or would you prefer to eat a **hundred**? If you eat a hundred, you can get a **headache**.

You can find eggs all around the world. In Mexico, they eat *huevos rancheros*. In some other countries, like India, England or Japan, they add **hard** boiled eggs as an extra ingredient. What is your favorite type of food?



2 Do you know the highlighted words? Draw two of the words. Discuss the rest.



3 Answer the questions.

a What can happen if you eat a hundred hamburgers or hot dogs?

.....

b What are some foods you can find all around the world?

.....

4 Read the Rule box. Listen to the text again. Say all the words with *h* aloud. Did you say them with a puff of air?

1 Match the words and definitions.

- | | |
|-----------------|--|
| hot | a a flat, round piece of meat between two pieces of bread |
| headache | b ten times ten |
| hamburger | c a pain in the head |
| half | d when something is divided into two equal parts |
| hundred | e difficult to break or cut; difficult to do |
| hard | f spicy, making a burning sensation in your mouth |

2 Write the word under the picture. Then read the words with a partner.



100



3 Circle the word with initial *h*.

Yesterday I slept nine hours!

4 Listen to your teacher say the sentence. What did you notice? Discuss with a partner. Then complete the box by circling the right option.

Yesterday I slept nine hours!

To say the word “hours,” you *do* / *do not* have to let a puff of air out of your mouth. This is an **exception to the rule**.

5 Write two sentences with words with *h*. Include the word *hour*. Read them to a partner.

.....


.....

6 Look at the picture on page 8. How many words with *h* can you name from memory? Work with a partner.

Review

Week 1 The sound of p
/p/, t /t/, c/k /k/, h /h/

- 1 Look at the pictures and say the names. Then listen and check (✓) the pictures of the words you hear. 🎧



- 2 Look at the pictures and say the words for each aloud. Write three words with the same initial sound.



.....

.....

.....



.....

.....

.....



.....

.....

.....



.....

.....

.....

- 3 Choose three highlighted words and write a short story. Then read it to a partner.

.....

.....

.....

.....

.....

- 1 Listen to the text and follow along. 

Things to Do

There are many things you can do around the world. On water, you can **sail** around the Seven **Seas**. On land, you can see a **zebra** at the zoo or a **lizard** on the street. At the beach, you can be **lazy** in the sun. In the mountains, you can drive on a **zigzag** road. Isn't it amazing?



- 2 Pay attention to the highlighted words. Write them below each picture. Use the text to help you.



- 3 Answer the questions.

a What can you do on water?

.....

b What can you do at the beach?

.....

- 4 Read the Rule box. Match the animals to the sounds they make.



sss

zzz



Rule

Letters s and z are pronounced differently. Letter s sounds like a snake hissing; letter z sounds like a bee buzzing.

Practice the sounds for s and z with a partner. Can you hear the different sounds?

- 1 Find vocabulary words in the snake. Then read them aloud.



- 2 Reread the text on page 11. Can you find more words with letter z and initial s?


.....


- 3 Count from 0 to 10 aloud. How many numbers have s or z? Write them down.

.....

- 4 Use a dictionary to look up 10 more words (five with s and five with z). Write them down and read them aloud.

a	f
b	g
c	h
d	i
e	j

- 5 Look at the cards. Listen to the words and circle the ones with the s or z sounds. 



- 1 Read the clues. Then write the words below each picture. Read them aloud with a partner.

dolphin: an animal that lives in the sea

frog: a green animal

elephant: a big animal

photograph: a picture

fork: you eat with it

phone: you can call a friend with it



- 2 Circle letters *f* and *ph* in the words you wrote in Activity 1. Then listen to the words and answer the question. 🦋

Do letters *f* and *ph* have the same sound?

- 3 Circle the words that have an *f* sound. Then say them with a partner.

alphabet tomorrow table fire notebook fruit

and family jump play ball

trophy pencil father door

- 4 Circle the words you hear. Pay attention to the initial sounds and letters. 🦋

phone tone cork fork

past fast feet Pete

1 Listen to the dialogue and follow along. 



Wanda Wants to Travel the World

Wanda: I want to travel the **world**.

John: Wait, what?

Wanda: I-want-to-travel-the-world!

John: Why?

Wanda: I want to see the mountains in the **winter**. In the summer, I want to eat **watermelon** and **walk** on the beach. I want to get in the **water** and **swim** with dolphins.

John: Where?

Wanda: All over the world. I hope the weather is good.

John: When?

Wanda: Today! Next year! Always!



Rule

Letter w is usually pronounced like a u. Make a little circle with your lips to say this letter.

There are other words with w on the text. Can you find them? Say them aloud with a partner.

2 Do you know the meaning of the highlighted words? Choose one and draw it in your notebook.

3 Answer the questions.

a What does Wanda want to do?

.....


b What does she want to do in the summer?

.....

.....

4 Write highlighted words under their pictures. Then read them aloud to a partner.



5 Read the Rule box. Listen to the words below. Which initial w is said differently? 

what

why

when

where

who

Review

Week 2 The sound of z /z/ and initial s /s/, f and ph /f/, w /w/

1 In pairs, take turns to point to the pictures and say the names.



2 Read the tongue twister with a partner.

Zander, the amazing zombie zebra, goes to the zoo.

3 Draw one thing that begins with the *f* sound. Then write six words with the *f* sound around your drawing. Use your memory and a dictionary.

.....
.....
.....



.....
.....
.....

4 Unscramble the words and read the sentence with a partner.

winter / whale / in / Willy / with / the / swims /
in / water / a / , /

.....
.....

